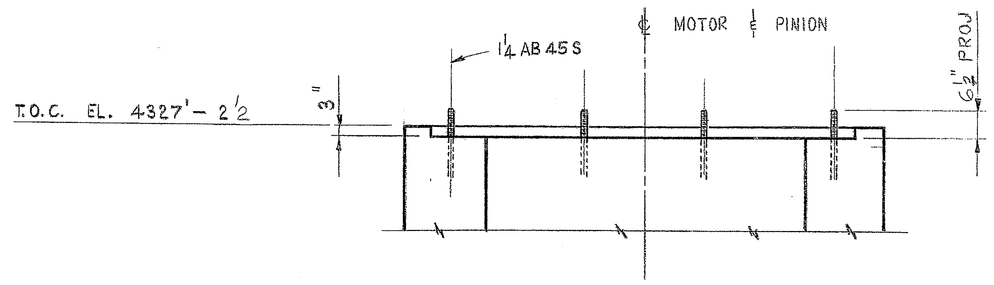

SECTION (A)
3/8" = 1'-0"

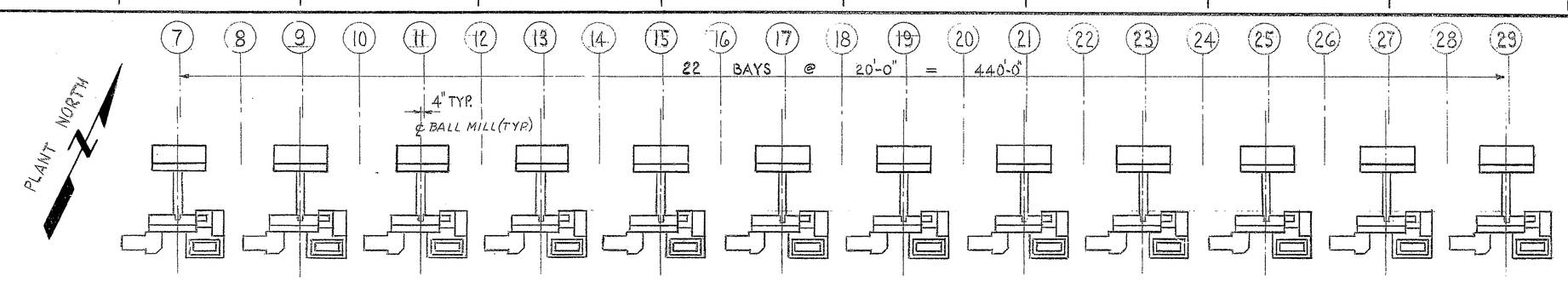

KEY PLAN
1" = 30'

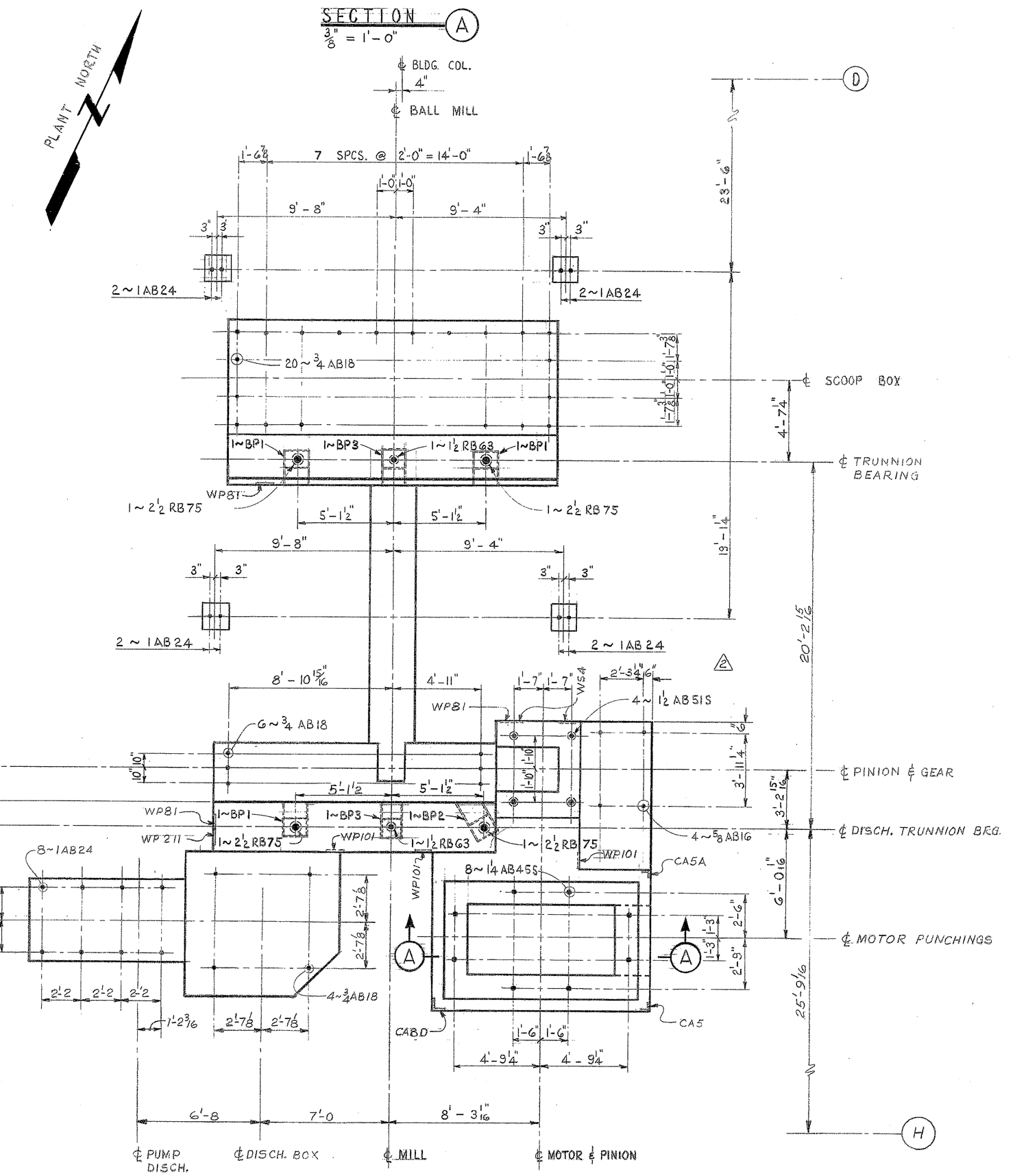

ANCHOR BOLT PLAN

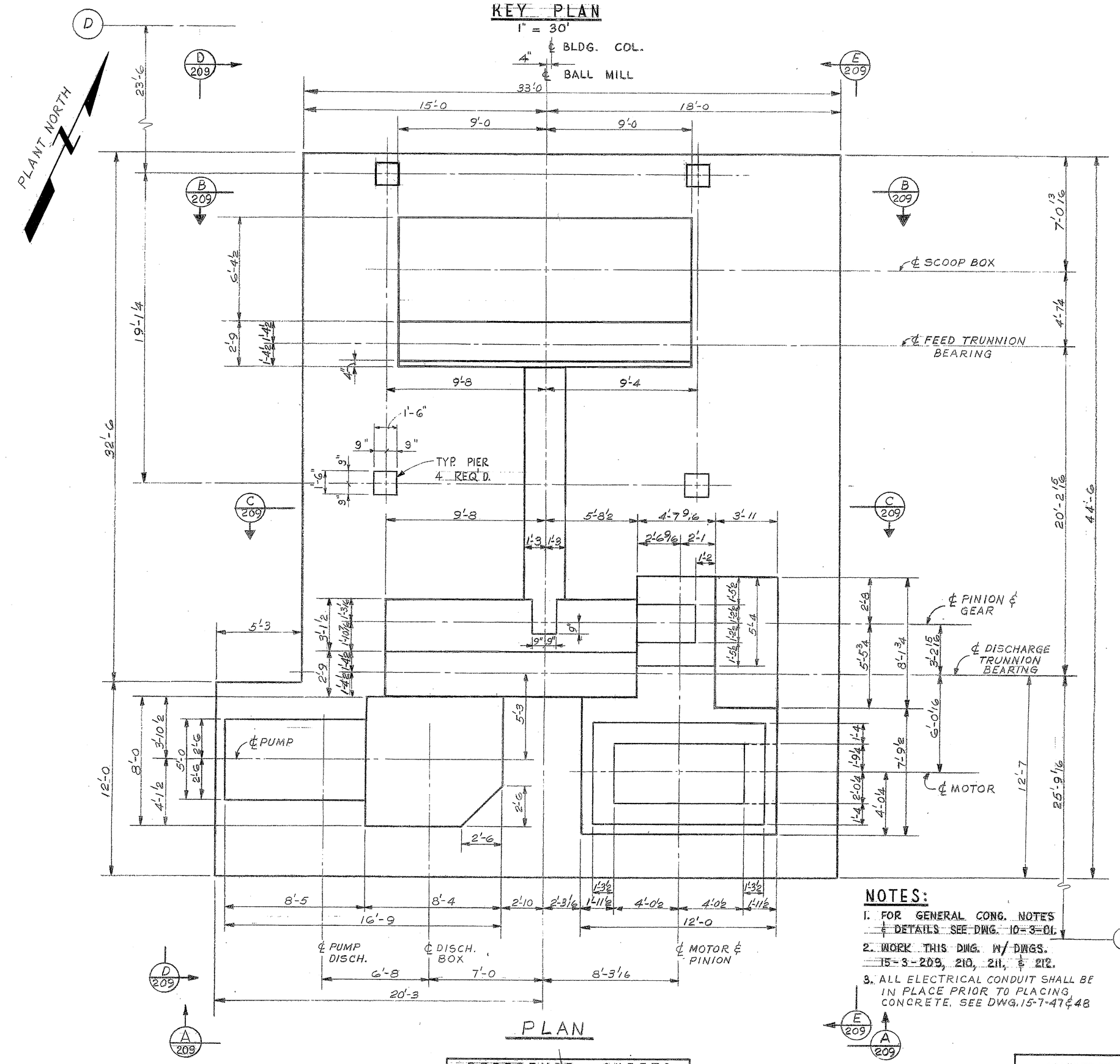

PLAN

NOTES:

1. FOR GENERAL CONC. NOTES & DETAILS SEE DWG. 10-3-01.
2. WORK THIS DWG. W/ DWGS. 15-3-209, 210, 211, & 212.
3. ALL ELECTRICAL CONDUIT SHALL BE IN PLACE PRIOR TO PLACING CONCRETE. SEE DWG. 15-7-47 & 48

12 PRIMARY BALL MILLS REQUIRED
MATERIALS SHOWN ARE FOR ONE MILL ONLY

15-D-40 201

REFERENCE	SHEETS
MATERIAL CONTROL	15-3-208 M1, M2
ANCHOR BOLTS	15-3-208 A1, A2
EMBEDDED ITEMS	15-3-208 S1 TO S9

APPROVED BY J. H. DAVIS JR.
DATE 7-24-73
FOR PHELPS DODGE CORPORATION

NO.	REVISIONS	DATE	BY	CH'D	APP'D
0	SUBMITTED TO PHELPS-DODGE FOR APPROVAL	6-26-73	R.N.	RD	
1	DWG. ISSUED AFC PER P.D. LETTER 7-24-73	7-30-73	R.N	RD	
2	REVISED A.B. LOCATION FOR LUBE UNIT 2'-6" CHANGED TO 2'-3 1/16" & 3'-10 15/16" CHANGED TO 3'-11 1/16" & ISSUED AFC	8/8/73	C.A	RD	

NO.	REFERENCE DRAWINGS
15-1-02	GENERAL ARRANGEMENT ~ KEY PLAN & DWG. INDEX
15-3-01	CONCRETE ~ KEY PLAN & DRAWING INDEX
15-4-206	STEEL ~ PLAN BALL MILL PLATFORM COL. (6) TO (14)
15-4-207	" ~ " " " " COL. (14) TO (22)
15-4-208	" ~ " " " " COL. (22) TO (30)
15-5-26	MECH. PRIMARY BALL MILL SCOOP BOX

PRINT RECORD			
DATE	6-29-73	7-31-73	8-9-73
FOR	FA	AFC	AFC
REVISED	0		
CUSTOMER	1-S	1-S	1-S
FIELD	2	8	8
INTRA CO.	2	2	2
Symbols	1-P	1-P	1-P

ENG. RECORD		
DRAWN	BUSH	11-3-70
CHECKED		7/6/73
MECH. CK.	GJK	4-5-73
STRUCT. CK.		4-5-73
ELECT. CK.		7/31/73
PIPING CK.		4-5-73
INSTR. CK.		7/6/73

DRAWING STATUS		
ISSUED		DATE
PRELIMINARY FOR COMMENTS AND/OR APPROVAL		6-29-73
APPROVED FOR CONSTRUCTION		7/31/73
REVISED & APPROVED FOR CONSTRUCTION	REV. 2	8-9-73

NOT APPROVED FOR CONSTRUCTION UNLESS SIGNED & DATED. DESTROY ALL PRINTS BEARING EARLIER DATE &/OR REVISION NO.

METCALF DIVISION CONCENTRATOR

CONCENTRATOR BUILDING
CONCRETE
12'-0" × 14'-0" BALL MILL FDN.
OUTLINE SHEET – 1

PHELPS DODGE CORPORATION
MORENCI BRANCH – MORENCI ARIZONA

SCALE ½"=1'-0" UN.
Stearns-Roger CORPORATION
ORDER NO. 838100

DWG. NO. M. D. 15-3-208
SHEET NO.
REV. 2

072-3-4450